



Technical features:

- Zinc-plated steel case
- Steel dead-bolts
- Steel dead-bolts, 25 mm throws

• ITEMS 41510 - 41525 - 41526:



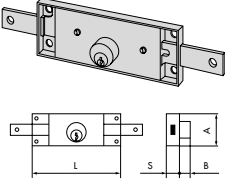
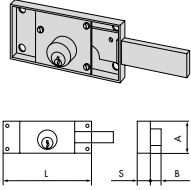
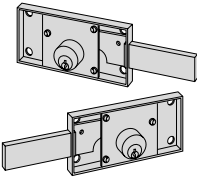
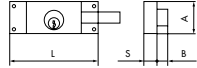
- 2 keys item 1.01060.10.0



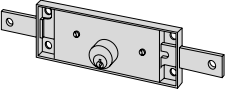
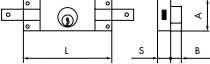
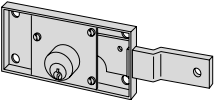
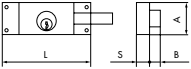
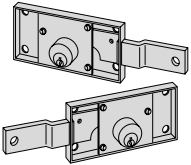
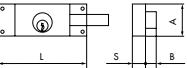
Hand:

- 0 = Non-handed
- 1 = R.H.
- 2 = L.H

Supplied as standard:

- 3 keys
- ITEMS 41010 - 41110 - 41111:
 - inside: 1 key item 1.01310.00.2
 - outside: 2 keys item 1.01330.00.1
- ITEMS 41210 - 41220 - 41221 - 41230 - 41231 - 41310 - 41311 - 41320:
 - inside: 1 key item 1.01310.00.2
 - outside: 2 keys item 1.01320.00.1
- ITEMS 41410 - 41420 - 41421:
 - inside: 1 key item 1.01320.00.2
 - outside: 2 keys item 1.01330.00.1

Type	Description	Cylinder	L	A	B	S	Throws	Backset	Unit weight 	 Pieces	ITEM				
											Type	Dim.	Hand	Fin. Pers. Spec.	
 <p>• Central application</p>		1 02544 14 0	160	55	11,5	13,0	2	80	0,508	2	1 41010 80 0				
		1 02544 15 0	155	55	6,5	20,0	2	78	0,551	2	1 41210 78 0				
		1 02544 15 0	155	55	9,5	17,0	2	78	0,540	2	1 41320 78 0				
		1 02544 10 0	155	55	6,0	15,0	2	78	0,518	2	1 41410 78 0				
 <p>• Lateral application</p>		1 02544 14 0	155	55	11,5	15,0	2	78	0,420	12	1 41110 60 1				
		1 02544 14 0	120	55	11,5	13,0	2	60	0,424	2	1 41110 60 2				
		1 02544 15 0	155	55	6,5	20,0	2	78	0,530	2	1 41220 78 1				
		1 02544 15 0	155	55	6,5	20,0	2	78	0,530	2	1 41220 78 2				
		1 02544 15 0	155	55	6,5	20,0	2	78	0,527	2	1 41230 78 1				
		1 02544 15 0	155	55	6,5	20,0	2	78	0,527	2	1 41230 78 2				
		1 02544 15 0	155	55	9,5	17,0	2	78	0,512	2	1 41310 78 1				
		1 02544 15 0	155	55	9,5	17,0	2	78	0,512	2	1 41310 78 2				
		1 02544 10 0	155	55	6,0	15,0	2	78	0,490	2	1 41420 78 1				
		1 02544 10 0	155	55	6,0	15,0	2	78	0,498	2	1 41420 78 2				
 <p>• Pair of locks with lateral application (1 pc.rh, 1 pc.lh)</p>		1 02544 14 0	120	55	11,5	13,0	2	60	0,848	2	1 41110 60 0				
		1 02544 15 0	155	55	6,5	20,0	2	78	1,060	2	1 41220 78 0				
		1 02544 15 0	155	55	6,5	20,0	2	78	1,054	2	1 41230 78 0				
		1 02544 15 0	155	55	9,5	17,0	2	78	1,024	2	1 41310 78 0				
		1 02544 10 0	155	55	6,0	15,0	2	78	0,996	2	1 41420 78 0				
 <p>• Pair of locks with lateral application (1 pc.rh, 1 pc.lh)</p>		1 02544 14 0	120	55	11,5	13,0	2	60	0,800	2	1 41111 60 0				
		1 02544 15 0	155	55	6,5	20,0	2	78	1,060	2	1 41221 78 0				
		1 02544 15 0	155	55	6,5	20,0	2	78	1,054	2	1 41231 78 0				
		1 02544 15 0	155	55	9,5	17,0	2	78	1,024	2	1 41311 78 0				
		1 02544 10 0	155	55	6,0	15,0	2	78	0,940	2	1 41421 78 0				

Type	Description	Cylinder				Throws	Backset	Unit weight 	Pieces 	ITEM							
		L	A	B	S					Type	Dim.	Hand	Fin.	Pers.	Spec.		
 	<ul style="list-style-type: none"> • Central application • Straight deadbolt • 2 Ø 9 mm pins 	155	55	5,5	15,0	2	78	0,495	12	1	41510	78	0				
	<ul style="list-style-type: none"> • Central application • Straight deadbolt • 2 Ø 9 mm pins 	155	55	5,5	15,0	2	78	0,518	12	1	41510	78	0	00	TC		
	<ul style="list-style-type: none"> • Central application • Straight deadbolt • 2 Ø 9 mm pins 	155	55	5,5	15,0	2	78	0,518	12	1	41510	78	0	00	ZQ		
 	<ul style="list-style-type: none"> • Lateral application • Bent deadbolt • 1 Ø 9 mm pins 	155	55	5,5	15,0	2	78	0,445	12	1	41525	78	1				
		155	55	5,5	15,0	2	78	0,490	12	1	41525	78	2				
 	<ul style="list-style-type: none"> • Pair of locks with lateral application (1 pc. RH, 1 pc. LH) • Bent deadbolt • 2 Ø 9 mm pins 	155	55	5,5	15,0	2	78	0,490	6	1	41525	78	0				
	<ul style="list-style-type: none"> • Pair of locks with lateral application (1 pc. RH, 1 pc. LH) • Bent deadbolt • Keyed alike (KA) • 3 keys per pair • 2 Ø 9 mm pins 	155	55	5,5	15,0	2	78	0,875	6	1	41526	78	0				
	<ul style="list-style-type: none"> • Pair of locks with lateral application (1 pc. RH, 1 pc. LH) • Bent deadbolt • Keyed alike (KA) • 3 keys per pair • 2 Ø 9 mm pins 	155	55	5,5	15,0	2	78	0,940	6	1	41526	78	0	00	TC		