



Technical features:

- Zinc-plated steel case and striker
- Dead-locking latch
- 12 V ac CE

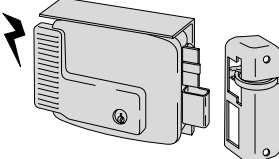
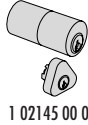
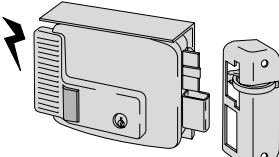
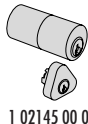
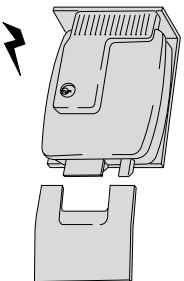
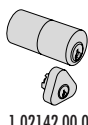
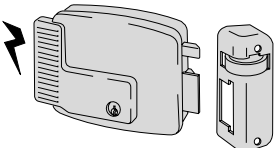
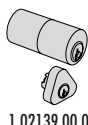
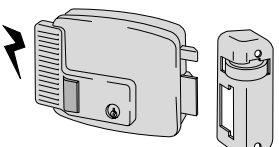
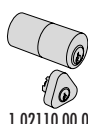
Supplied as standard:

- Striker
- Instruction sheet
- Fixing screws
- 3 keys item 1.01310.00.1

Hand:

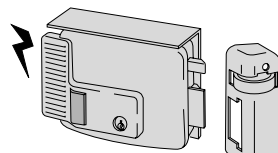
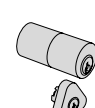
- 1 = R.H. inwards
- 2 = L.H. inwards
- 3 = R.H. outwards
- 4 = L.H. outwards

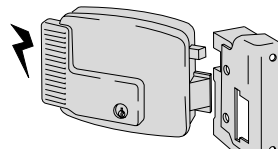
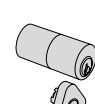
Type	Description	Cylinder	Throws	Backset	Unit weight Kg	Pieces	ITEM			
							Type	Dim.	Hand	Fin. Pars. Spec.
	<ul style="list-style-type: none"> • Protective back plate • Spacer 		- 40	2,158	1	1	11521	40	1	
			- 40	2,165	1	1	11521	40	2	
	<ul style="list-style-type: none"> • Protective back plate • Spacer • Push-button • Hold-open device 		- 40	2,152	1	1	11551	40	1	
			- 40	2,140	1	1	11551	40	2	
	<ul style="list-style-type: none"> • Protective back plate • Spacer 		- 50	2,090	1	1	11721	50	1	
			- 50	2,095	1	1	11721	50	2	
			- 60	2,091	1	1	11721	60	1	
			- 60	2,085	1	1	11721	60	2	
			- 70	2,090	1	1	11721	70	1	
			- 70	2,090	1	1	11721	70	2	
			- 80	2,090	1	1	11721	80	1	
			- 80	2,060	1	1	11721	80	2	
	<ul style="list-style-type: none"> • Protective back plate • Spacer • Push-button • Hold-open device 		- 50	2,100	1	1	11731	50	1	
			- 50	2,103	1	1	11731	50	2	
			- 60	2,085	1	1	11731	60	1	
			- 60	2,100	1	1	11731	60	2	
			- 70	2,100	1	1	11731	70	1	
			- 70	2,100	1	1	11731	70	2	
			- 80	2,100	1	1	11731	80	1	
			- 80	2,085	1	1	11731	80	2	

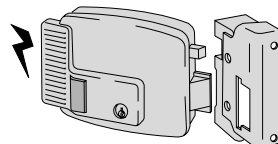
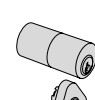
Type	Description	Cylinder	Throws	Backset	Unit weight Kg	Pieces	ITEM			
							Type	Dim.	Hand	Fin.
 <ul style="list-style-type: none"> • Manual throw dead-bolt • Protective back plate • Spacer 	 1 02145 00 0	2 50	2,220	1	1 11761 50 1					
		2 50	2,218	1	1 11761 50 2					
		2 60	2,216	1	1 11761 60 1					
		2 60	2,210	1	1 11761 60 2					
		2 70	2,200	1	1 11761 70 1					
		2 70	2,222	1	1 11761 70 2					
		2 80	2,230	1	1 11761 80 1					
		2 80	2,250	1	1 11761 80 2					
		 <ul style="list-style-type: none"> • Manual throw dead-bolt • Protective back plate • Spacer • Push-button 	 1 02145 00 0	2 50	2,205	1	1 11771 50 1			
2 50	2,205			1	1 11771 50 2					
2 60	2,200			1	1 11771 60 1					
2 60	2,220			1	1 11771 60 2					
2 70	2,210			1	1 11771 70 1					
2 70	2,210			1	1 11771 70 2					
2 80	2,231			1	1 11771 80 1					
2 80	2,251			1	1 11771 80 2					
 <ul style="list-style-type: none"> • For automated and up-and-over gates • Protective back plate 	 1 02142 00 0			- 80	2,100	1	1 11823 80 1			
		- 80	2,100	1	1 11823 80 2					
 <ul style="list-style-type: none"> • For automated and up-and-over gates • Protective back plate 	 1 02139 00 0	- 50	1,480	1	1 11921 50 1					
		- 50	1,477	1	1 11921 50 2					
		- 60	1,479	1	1 11921 60 1					
		- 60	1,472	1	1 11921 60 2					
		- 70	1,472	1	1 11921 70 1					
		- 70	1,476	1	1 11921 70 2					
		- 80	1,470	1	1 11921 80 1					
		- 80	1,475	1	1 11921 80 2					
		 <ul style="list-style-type: none"> • Push-button • Hold-open device 	 1 02110 00 0	- 50	1,475	1	1 11931 50 1			
- 50	1,475			1	1 11931 50 2					
- 60	1,470			1	1 11931 60 1					
- 60	1,472			1	1 11931 60 2					
- 70	1,475			1	1 11931 70 1					
- 70	1,478			1	1 11931 70 2					
- 80	1,470			1	1 11931 80 1					
- 80	1,472			1	1 11931 80 2					

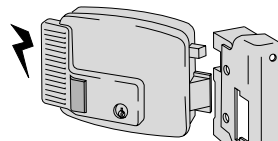

Type	Description	Cylinder	Throws	Backset	Kg	Pieces	ITEM				
							Type	Dim.	Hand	Fin.	Pers. Spec.

 <ul style="list-style-type: none"> • WITH SIGNAL LIGHTS • Protective back plate • Spacer 	<p>TO BE DISCONTINUED</p>	 1 02139 00 0	-	50	2,098	1	1 11726 50 1				
			-	50	2,106	1	1 11726 50 2				
			-	60	2,140	1	1 11726 60 1				
			-	60	2,140	1	1 11726 60 2				
			-	70	2,119	1	1 11726 70 1				
			-	70	2,142	1	1 11726 70 2				
			-	80	2,127	1	1 11726 80 1				
			-	80	2,143	1	1 11726 80 2				

 <ul style="list-style-type: none"> • WITH SIGNAL LIGHTS • Protective back plate • Spacer • Push-button • Hold-open device 	<p>TO BE DISCONTINUED</p>	 1 02110 00 0	-	50	2,147	1	1 11736 50 1				
			-	50	2,142	1	1 11736 50 2				
			-	60	2,144	1	1 11736 60 1				
			-	60	2,134	1	1 11736 60 2				
			-	70	2,130	1	1 11736 70 1				
			-	70	2,154	1	1 11736 70 2				
			-	80	2,140	1	1 11736 80 1				
			-	80	2,147	1	1 11736 80 2				

 <ul style="list-style-type: none"> • FOR OUTWARD OPENING GATES 	<p>TO BE DISCONTINUED</p>	 1 02139 00 0	-	50	1,539	1	1 11921 50 3				
			-	50	1,538	1	1 11921 50 4				
			-	60	1,534	1	1 11921 60 3				
			-	60	1,534	1	1 11921 60 4				
			-	70	1,533	1	1 11921 70 3				
			-	70	1,538	1	1 11921 70 4				
			-	80	1,539	1	1 11921 80 3				
			-	80	1,534	1	1 11921 80 4				

 <ul style="list-style-type: none"> • FOR OUTWARD OPENING GATES • Push-button • Hold-open device 	<p>TO BE DISCONTINUED</p>	 1 02110 00 0	-	50	1,536	1	1 11931 50 3				
			-	50	1,530	1	1 11931 50 4				
			-	60	1,532	1	1 11931 60 3				
			-	60	1,532	1	1 11931 60 4				
			-	70	1,530	1	1 11931 70 3				
			-	70	1,534	1	1 11931 70 4				
			-	80	1,532	1	1 11931 80 3				
			-	80	1,532	1	1 11931 80 4				

 <ul style="list-style-type: none"> • FOR OUTWARD OPENING GATES WITH SIGNAL LIGHTS • Push-button • Hold-open device 	<p>TO BE DISCONTINUED</p>	 1 02110 00 0	-	50	1,571	1	1 11936 50 3				
			-	50	1,572	1	1 11936 50 4				
			-	60	1,566	1	1 11936 60 3				
			-	60	1,569	1	1 11936 60 4				
			-	70	1,580	1	1 11936 70 3				
			-	70	1,573	1	1 11936 70 4				
			-	80	1,575	1	1 11936 80 3				
			-	80	1,577	1	1 11936 80 4				