



MULTITOP

Technical features:

- Geared operating device for reducing key effort
- Patented system to avoid out of phase operations
- Zinc plated steel case
- Can be fitted with 4th and 5th locking points
- Nickel-plated latch, roller and horizontal-slide dead-bolt
- Latch or reversible latch/bolt (where this is provided for)
- Through-screws for fixing the handle rose

Supplied as standard:

- Set of nylon roses 1.06012.01.0
- Nylon faceplate cover plugs
- Lock and cylinder fixing screws
- Instruction sheet

On request:

- Specific striking plates
- Extended bolts for 4th and 5th locking points item 1.06449.10/11
- Threaded pin for extended bolts with external rods item 1.06449.05.0
- Cylinder protective rose item 1.06460.05.0 or 1.06460.06.0

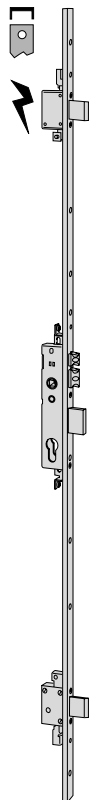
Hand:

0 = Non-handed

Cylinder to be ordered separately series 08710 or OE300 (ASIX)



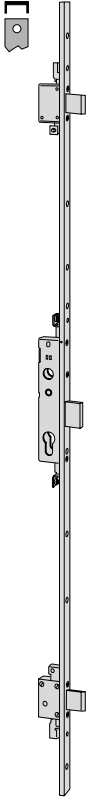
Type	Description	Locking points	Throws	Centre Distance	Faceplate	Backset	Unit weight	Pieces	ITEM			
									Type	Dim. Hand	Fin.	Pers. Spec.



- Black lacquered steel adjustable U-shaped faceplate 24 x 7 mm., 2.600 mm.
- upper adjustment 650 mm.
- lower adjustment 150 mm.
- 10.5 to 16.5 mm. adjustable latch and piston
- 3 lateral dead-bolts
- 12 V ac CE

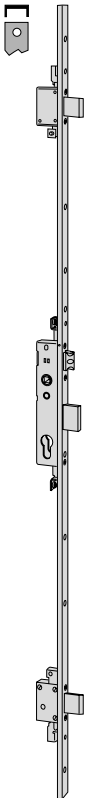
3	2	85	24	25	3,460	1	1	18425 25 0				
3	2	85	24	30	3,480	1	1	18425 30 0				
3	2	85	24	35	3,820	1	1	18425 35 0				

Type	Description	Locking points	Throws	Centre Distance	Faceplate	Backset	Unit weight Kg	Pieces	ITEM			
									Type	Dim.	Hand	Fin.



- Black lacquered steel adjustable U-shaped faceplate 24 x 7 mm., 2.600 mm.
- upper adjustment 650 mm.
- lower adjustment 150 mm.
- 3 lateral dead-bolts

3	2	-	24	25	3,380	1	1	48420	25	0
3	2	-	24	30	3,420	1	1	48420	30	0
3	2	-	24	35	3,640	1	1	48420	35	0

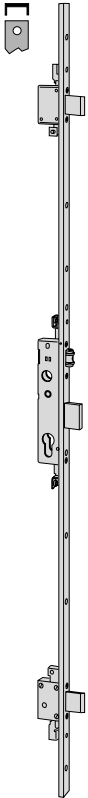


- Black lacquered steel adjustable U-shaped faceplate 24 x 7 mm., 2.600 mm.
- upper adjustment 650 mm.
- lower adjustment 150 mm.
- 11 to 17 mm. adjustable latch
- 3 lateral dead-bolts

- Stainless steel adjustable U-shaped faceplate 24 x 7 mm., 2.300 mm.
- upper adjustment 350 mm.
- lower adjustment 150 mm.
- 11 to 17 mm. adjustable latch
- 3 lateral dead-bolts

3	2	85	24	25	3,250	1	1	48425	25	0
3	2	85	24	30	3,320	1	1	48425	30	0
3	2	85	24	35	3,300	1	1	48425	35	0
3	2	85	24	25	3,250	1	1	48625	25	0
3	2	85	24	30	3,250	1	1	48625	30	0
3	2	85	24	35	3,300	1	1	48625	35	0

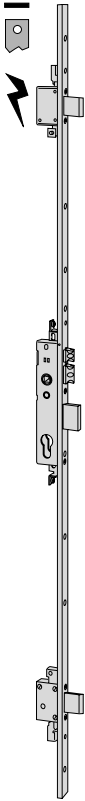
Type	Description	Locking points	Throws	Centre Distance	Faceplate	Backset	Unit weight Kg	Pieces	ITEM			
									Type	Dim.	Hand	Fin.



- Black lacquered steel adjustable U-shaped faceplate 24 x 7 mm., 2.600 mm.
- upper adjustment 650 mm.
- lower adjustment 150 mm.
- 2.5 to 16.5 mm. adjustable roller
- 3 lateral dead-bolts

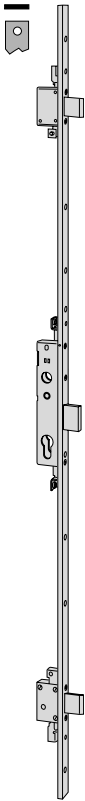
3	2	-	24	25	3,240	1	1	48450 25 0
3	2	-	24	30	3,280	1	1	48450 30 0
3	2	-	24	35	3,320	1	1	48450 35 0

Type	Description	Locking points	Throws	Centre Distance	Faceplate	Backset	Unit weight Kg	Pieces	ITEM			
									Type	Dim.	Hand	Fin.



- Black lacquered steel adjustable flat faceplate 24 x 3 mm., 2.600 mm.
- upper adjustment 650 mm.
- lower adjustment 150 mm.
- 10.5 to 16.5 mm. adjustable latch and piston
- 3 lateral dead-bolts
- 12 V ac CE

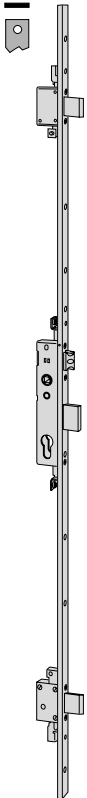
3	2	85	24	25	3,520	1	1	18525	25	0
3	2	85	24	30	3,590	1	1	18525	30	0
3	2	85	24	35	3,660	1	1	18525	35	0



- Black lacquered steel adjustable flat faceplate 24 x 3 mm., 2.600 mm.
- upper adjustment 650 mm.
- lower adjustment 150 mm.
- 3 lateral dead-bolts

3	2	.	24	25	3,600	1	1	48520	25	0
3	2	.	24	30	3,620	1	1	48520	30	0
3	2	.	24	35	3,640	1	1	48520	35	0

Type	Description	Locking points	Throws	Centre Distance	Faceplate	Backset	Unit weight Kg	Pieces	ITEM			
									Type	Dim.	Hand	Fin.

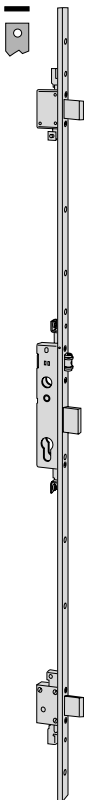


- Black lacquered steel adjustable flat faceplate 24 x 3 mm., 2.600 mm.
- upper adjustment 650 mm.
- lower adjustment 150 mm.
- 11 to 17 mm. adjustable latch
- 3 lateral dead-bolts

3	2	85	24	25	3,360	1	1	48525	25	0
3	2	85	24	30	3,440	1	1	48525	30	0
3	2	85	24	35	3,520	1	1	48525	35	0

- Stainless steel adjustable flat faceplate 24 x 3 mm., 2.300 mm.
- upper adjustment 630 mm.
- lower adjustment 150 mm.
- 11 to 17 mm. adjustable latch
- 3 lateral dead-bolts

3	2	85	24	25	3,360	1	1	48725	25	0
3	2	85	24	30	3,440	1	1	48725	30	0
3	2	85	24	35	3,520	1	1	48725	35	0



- Black lacquered steel adjustable flat faceplate 24 x 3 mm., 2.600 mm.
- upper adjustment 650 mm.
- lower adjustment 150 mm.
- 2.5 to 16.5 mm. adjustable roller
- 3 lateral dead-bolts

3	2	-	24	25	3,350	1	1	48550	25	0
3	2	-	24	30	3,400	1	1	48550	30	0
3	2	-	24	35	3,440	1	1	48550	35	0