

Technical features:

- Zinc plated case
- Zinc plated faceplate
- Brass latch, roller and dead-bolt
- Latch or reversible latch/bolt (where this is provided for)
- Electrical and mechanical versions are interchangeable

Supplied as standard:


- Cylinder fixing screws
- Instruction sheet

On request:

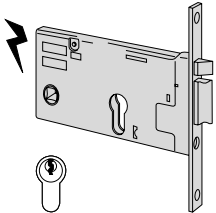
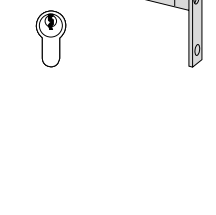
- Specific striking plates

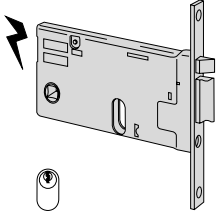
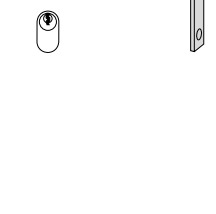
Hand:
0 = Non-handed

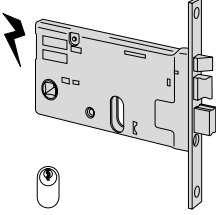
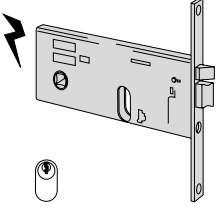
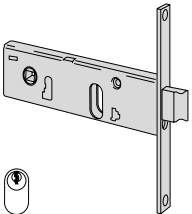
Cylinder to be ordered separately

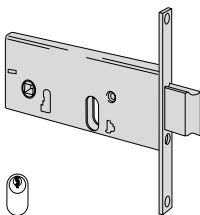
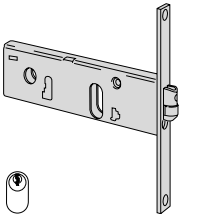
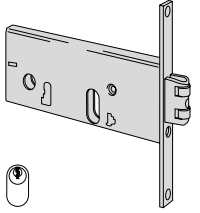
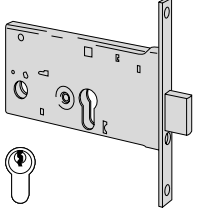
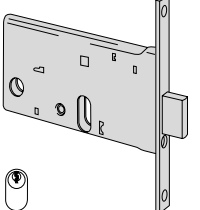


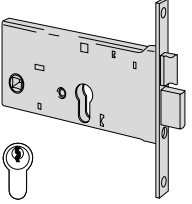
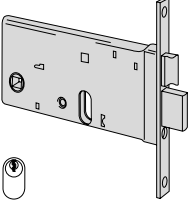
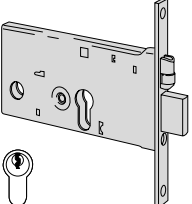
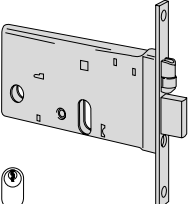
Type	Description	Throws	Centre Distance	Faceplate	Backset	Unit weight 	Pieces 	ITEM			
								Type	Dim.	Hand	Fin.

 <ul style="list-style-type: none"> • Case height 77 mm. • Dead-locking latch only • Hold-open latch • 12 V ac CE 	-	67	16	70	0,560	12	1	14350	70	0			
	-	67	16	80	0,595	12	1	14350	80	0			
	-	67	16	90	0,627	12	1	14350	90	0			
 <ul style="list-style-type: none"> • Case height 77 mm. • Dead-locking latch only • Hold-open latch • 12 V ac CE 	-	67	20	70	0,580	12	1	14351	70	0			
	-	67	20	80	0,633	12	1	14351	80	0			
	-	67	20	90	0,643	12	1	14351	90	0			
<ul style="list-style-type: none"> • Case height 77 mm. • Dead-locking latch only • Hold-open latch • 12 V ac CE • 4.5 mm. extra protruding latch and pin 	-	67	14,7	70	0,576	12	1	14352	70	0			
	-	67	14,7	80	0,608	12	1	14352	80	0			

 <ul style="list-style-type: none"> • Case height 77 mm. • Dead-locking latch only • Hold-open latch • 12 V ac CE 	-	67	16	70	0,562	12	1	14450	70	0			
	-	67	16	80	0,594	12	1	14450	80	0			
	-	67	16	90	0,629	12	1	14450	90	0			
 <ul style="list-style-type: none"> • Case height 77 mm. • Dead-locking latch only • Hold-open latch • 12 V ac CE 	-	67	20	70	0,580	12	1	14451	70	0			
	-	67	20	80	0,608	12	1	14451	80	0			
	-	67	20	90	0,645	12	1	14451	90	0			
<ul style="list-style-type: none"> • Case height 77 mm. • Dead-locking latch only • Hold-open latch • 12 V ac CE • 4.5 mm. extra protruding latch and pin 	-	67	14,7	70	0,577	12	1	14452	70	0			
	-	67	14,7	80	0,609	12	1	14452	80	0			
	-	67	14,7	90	0,642	12	1	14452	90	0			

Type	Description	Throws	Centre Distance	Faceplate	Backset	Unit weight Kg	Pieces	ITEM						
								Type	Dim.	Hand	Fin.	Pers. Spec.		
 <ul style="list-style-type: none"> • Case height 77 mm. • Dead-locking latch and dead-bolt • 12 V ac CE 		2	67	16	70	0,612	12	1	14460	70	0			
		2	67	16	80	0,656	12	1	14460	80	0			
		2	67	16	90	0,709	12	1	14460	90	0			
		2	67	20	70	0,627	12	1	14461	70	0			
		2	67	20	80	0,665	12	1	14461	80	0			
		2	67	20	90	0,722	12	1	14461	90	0			
		2	67	14,7	70	0,624	12	1	14462	70	0			
		2	67	14,7	80	0,670	12	1	14462	80	0			
		2	67	14,7	90	0,721	12	1	14462	90	0			
 <ul style="list-style-type: none"> • Case height 64 mm. • Dead-locking latch only • Hold-open latch • 12 V ac CE 		-	67	16	70	0,547	12	1	14510	70	0			
		-	67	16	80	0,580	12	1	14510	80	0			
		-	67	16	90	0,600	12	1	14510	90	0			
		-	67	20	70	0,564	12	1	14511	70	0			
		-	67	20	80	0,580	12	1	14511	80	0			
		-	67	20	90	0,600	12	1	14511	90	0			
		-	67	14,7	70	0,554	12	1	14512	70	0			
		-	67	14,7	80	0,580	12	1	14512	80	0			
		-	67	14,7	90	0,600	12	1	14512	90	0			
 <ul style="list-style-type: none"> • Case height 44 mm. • Latch with incorporated dead-bolt 		1	67	16	60	0,400	12	1	44150	60	0			
		2	67	16	70	0,415	12	1	44150	70	0			
		2	67	16	80	0,445	12	1	44150	80	0			
		2	67	16	90	0,470	12	1	44150	90	0			
		1	67	20	60	0,423	12	1	44151	60	0			
		2	67	20	70	0,445	12	1	44151	70	0			
		2	67	20	80	0,460	12	1	44151	80	0			
		2	67	20	90	0,490	12	1	44151	90	0			
		2	67	14,7	70	0,438	12	1	44152	70	0			
		2	67	14,7	80	0,455	12	1	44152	80	0			
		2	67	14,7	90	0,475	12	1	44152	90	0			

Type	Description	Throws	Centre Distance	Faceplate	Backset	Unit weight Kg	Pieces	ITEM							
								Type	Dim.	Hand	Fin.	Pers. Spec.			
	<ul style="list-style-type: none"> • Case height 64 mm. • Latch with incorporated dead-bolt 	1	67	16	60	0,521	12	1	44155	60	0				
		2	67	16	70	0,550	12	1	44155	70	0				
		2	67	16	80	0,570	12	1	44155	80	0				
		2	67	16	90	0,590	12	1	44155	90	0				
	<ul style="list-style-type: none"> • Case height 64 mm. • Latch with incorporated dead-bolt 	1	67	20	60	0,531	12	1	44156	60	0				
		2	67	20	70	0,576	12	1	44156	70	0				
		2	67	20	80	0,590	12	1	44156	80	0				
		2	67	20	90	0,610	12	1	44156	90	0				
	<ul style="list-style-type: none"> • Case height 64 mm. • 4.5 mm. extra protruding latch with incorporated dead-bolt 	2	67	14	70	0,576	12	1	44157	70	0				
		2	67	14	80	0,595	12	1	44157	80	0				
		<ul style="list-style-type: none"> • Case height 44 mm. • Adjustable roller with incorporated dead-bolt 	1	-	16	60	0,384	12	1	44160	60	0			
			2	-	16	70	0,413	12	1	44160	70	0			
2			-	16	80	0,450	12	1	44160	80	0				
2			-	16	90	0,470	12	1	44160	90	0				
<ul style="list-style-type: none"> • Case height 44 mm. • Adjustable roller with incorporated dead-bolt 		1	-	20	60	0,404	12	1	44161	60	0				
		2	-	20	70	0,420	12	1	44161	70	0				
		2	-	20	80	0,450	12	1	44161	80	0				
		2	-	20	90	0,470	12	1	44161	90	0				
		<ul style="list-style-type: none"> • Case height 64 mm. • Adjustable roller with incorporated dead-bolt 	2	-	16	70	0,545	12	1	44165	70	0			
			2	-	16	80	0,570	12	1	44165	80	0			
		<ul style="list-style-type: none"> • Case height 64 mm. • Adjustable roller with incorporated dead-bolt 	2	-	20	70	0,569	12	1	44166	70	0			
			2	-	20	80	0,580	12	1	44166	80	0			
			<ul style="list-style-type: none"> • Case height 77 mm. • Dead-bolt only 	2	-	16	70	0,521	12	1	44350	70	0		
				2	-	16	80	0,544	12	1	44350	80	0		
<ul style="list-style-type: none"> • Case height 77 mm. • Dead-bolt only 		2	-	20	70	0,529	12	1	44351	70	0				
		2	-	20	80	0,557	12	1	44351	80	0				
			<ul style="list-style-type: none"> • Case height 77 mm. • Dead-bolt only 	2	-	16	70	0,516	12	1	44450	70	0		
				2	-	16	80	0,544	12	1	44450	80	0		
<ul style="list-style-type: none"> • Case height 77 mm. • Dead-bolt only 	2		-	20	70	0,533	12	1	44451	70	0				
	2		-	20	80	0,560	12	1	44451	80	0				

Type	Description	Throws	Centre Distance	Faceplate	Backset	Unit weight Kg	Pieces	ITEM				
								Type	Dim.	Hand	Fin.	Pers. Spec.
	<ul style="list-style-type: none"> • Case height 77 mm. • Dead-bolt and latch 	2	67	16	70	0,560	12	1	44360	70	0	
		2	67	16	80	0,598	12	1	44360	80	0	
		2	67	16	90	0,621	12	1	44360	90	0	
	<ul style="list-style-type: none"> • Case height 77 mm. • Dead-bolt and latch 	2	67	20	70	0,585	12	1	44361	70	0	
		2	67	20	80	0,609	12	1	44361	80	0	
		2	67	20	90	0,641	12	1	44361	90	0	
	<ul style="list-style-type: none"> • Case height 77 mm. • 4.5 mm. extra protruding dead-bolt and latch 	2	67	14,7	70	0,582	12	1	44362	70	0	
		2	67	14,7	80	0,613	12	1	44362	80	0	
		2	67	14,7	90	0,642	12	1	44362	90	0	
	<ul style="list-style-type: none"> • Case height 77 mm. • Dead-bolt and latch 	2	67	16	70	0,568	12	1	44460	70	0	
		2	67	16	80	0,590	12	1	44460	80	0	
		2	67	16	90	0,628	12	1	44460	90	0	
	<ul style="list-style-type: none"> • Case height 77 mm. • Dead-bolt and latch 	2	67	20	70	0,583	12	1	44461	70	0	
		2	67	20	80	0,611	12	1	44461	80	0	
		2	67	20	90	0,630	12	1	44461	90	0	
	<ul style="list-style-type: none"> • Case height 77 mm. • 4.5 mm. extra protruding dead-bolt and latch 	2	67	14,7	70	0,587	12	1	44462	70	0	
		2	67	14,7	80	0,605	12	1	44462	80	0	
		2	67	14,7	90	0,639	12	1	44462	90	0	
	<ul style="list-style-type: none"> • Case height 77 mm. • Adjustable dead-bolt and roller 	2	-	16	70	0,576	12	1	44370	70	0	
		2	-	16	80	0,579	12	1	44370	80	0	
		2	-	16	90	0,610	12	1	44370	90	0	
	<ul style="list-style-type: none"> • Case height 77 mm. • Adjustable dead-bolt and roller 	2	-	20	70	0,568	12	1	44371	70	0	
		2	-	20	80	0,590	12	1	44371	80	0	
		2	-	20	90	0,624	12	1	44371	90	0	
		<ul style="list-style-type: none"> • Case height 77 mm. • Adjustable dead-bolt and roller 	2	-	16	70	0,542	12	1	44470	70	0
			2	-	16	80	0,583	12	1	44470	80	0
			2	-	16	90	0,607	12	1	44470	90	0
<ul style="list-style-type: none"> • Case height 77 mm. • Adjustable dead-bolt and roller 		2	-	20	70	0,559	12	1	44471	70	0	
		2	-	20	80	0,601	12	1	44471	80	0	
		2	-	20	90	0,620	12	1	44471	90	0	